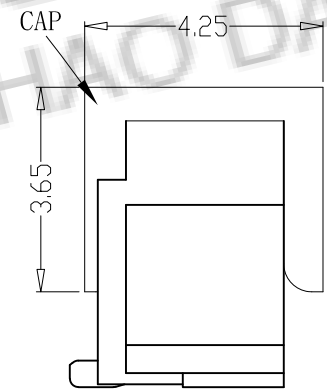
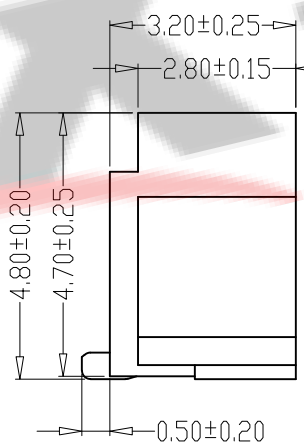
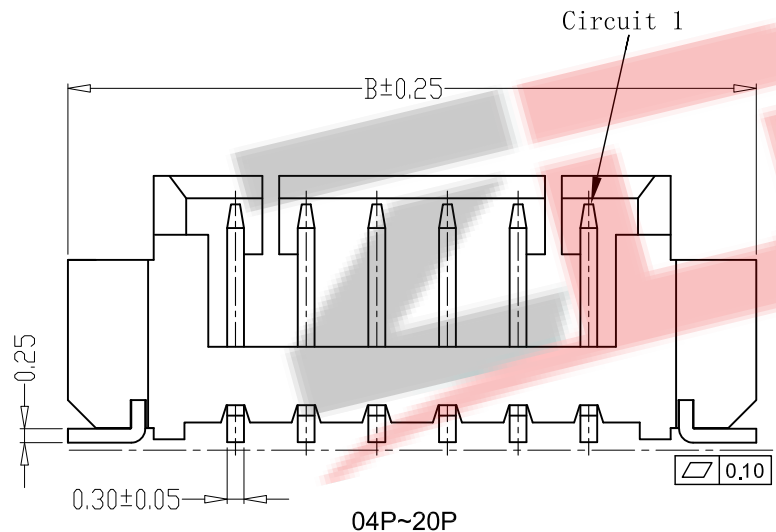


PCB LAYOUT

02P~03P



04P~20P

PIN=NAB	尺寸 (mm)		
	A	B	C
-02AB	1.25	7.35	3.15
-03AB	2.50	8.60	4.40
-04AB	3.75	9.85	5.65
-05AB	5.00	11.10	6.90
-06AB	6.25	12.35	8.15
-07AB	7.50	13.60	9.40
-08AB	8.75	14.85	10.65
-09AB	10.00	16.10	11.90
-10AB	11.25	17.35	13.15
-11AB	12.50	18.60	14.40
-12AB	13.75	19.85	15.65
-13AB	15.00	21.10	16.90
-14AB	16.25	22.35	18.15
-15AB	17.50	23.60	19.40
-16AB	18.75	24.85	20.65
-17AB	20.00	26.10	21.90
-18AB	21.25	27.35	23.15
-19AB	22.50	28.60	24.40
-20AB	23.75	29.85	25.65

SPECIFICATIONS

- Current Rating: 1A AC, DC
- Voltage Rating: 125V AC, DC
- Temperatuer Range: -25°C~+85°C
- Contact Resistance: 20mΩ Max
- Insulation Resistance: 100MΩ Min
- Withstanding Voltang: 500V AC/minute
- Material: Wafer E471i, UL94V-0
PIN Brass Tin-plated
Solder tad Brass Tin-plated

GENERAL TOLERANCE		制图 DRAWING	江涛	料号 PART NO.	ZDX-LT-A12502-NAB	版本 REV.	A
X.X±0.25	X.±2'	审核 CHECK	李毅	品名 TITLE	1.25立贴 WAFER SMT TYPE	页次 SHEET	1/1
X.XX±0.10		核准 APPROVAL	刘志强	客户料号 CUTM. NO.			
X.XX±0.20		单位 UNITS	MM	比例 SCALE	1:1		

ZDX 深圳市兆达鑫科技有限公司
Shenzhen zhaodaxin Technology Co., Ltd